

Sonoma County and Adjacent Natural and Working Lands:

Working Lands:

TAKING ACTION FOR RESILIENCE

Direction-Setting Options

A Study for:
Sonoma County Office of Recovery
and Resiliency

Prepared by: EBalive

(Robert Ewing & Bud Bigelow)

Initial Summary Presentation: January 11, 2019



| Study Overview

Tasks:

- California Forest Management Task Force participation
- Key regional leader outreach
- Organizing options for private landowners and key partners
- Application of ecosystem service and risk reduction values

Study Period: August through December, 2018

Recommendations

Strategic

- Think BIG/Be real: make resilience (people, nature, infrastructure) an explicit priority
- Enhance landowner options

Organizational

- Establish an organizing and governance structure for landowners
- Channel public policy and programs through the structure
- Build and maintain a solid financial foundation

Recommendations

Environmental/Science-Based

- Accomplish wildfire and climate-adaptive actions
- Base actions on best available science
- Improve environmental regulatory effectiveness

Economic/Financial

- Foster development of a green enterprise sector
- Attract private capital for infrastructure (expertise, labor, equipment, technology, facilities) development
- Champion ecosystem services and risk reduction payments

| Challenges

- Legacy of past management practices
- Historic emphasis on fire suppression
- Development in wildland-urban interface
- Fragmented, small ownership parcels
- Achieving improved environmental outcomes
- Limited infrastructure
- Nature as a 'free good'
- Advancing climate and wildfire effects

| An Organizing, Governance and Operational Structure

Principles/Criteria

Landowner and partner-based

Wildfire and climate-adaptive

Multiple benefits and active management

Effective public policies

Private investment and financial self-reliance

Environmentally enhanced and science-based

| An Organizing, Governance and Operational Structure

Options

Coordinating
network

Joint Power
Authority
(e.g., Sonoma Clean
Power)

Special District—
non-enterprise
(e.g., RCDs)

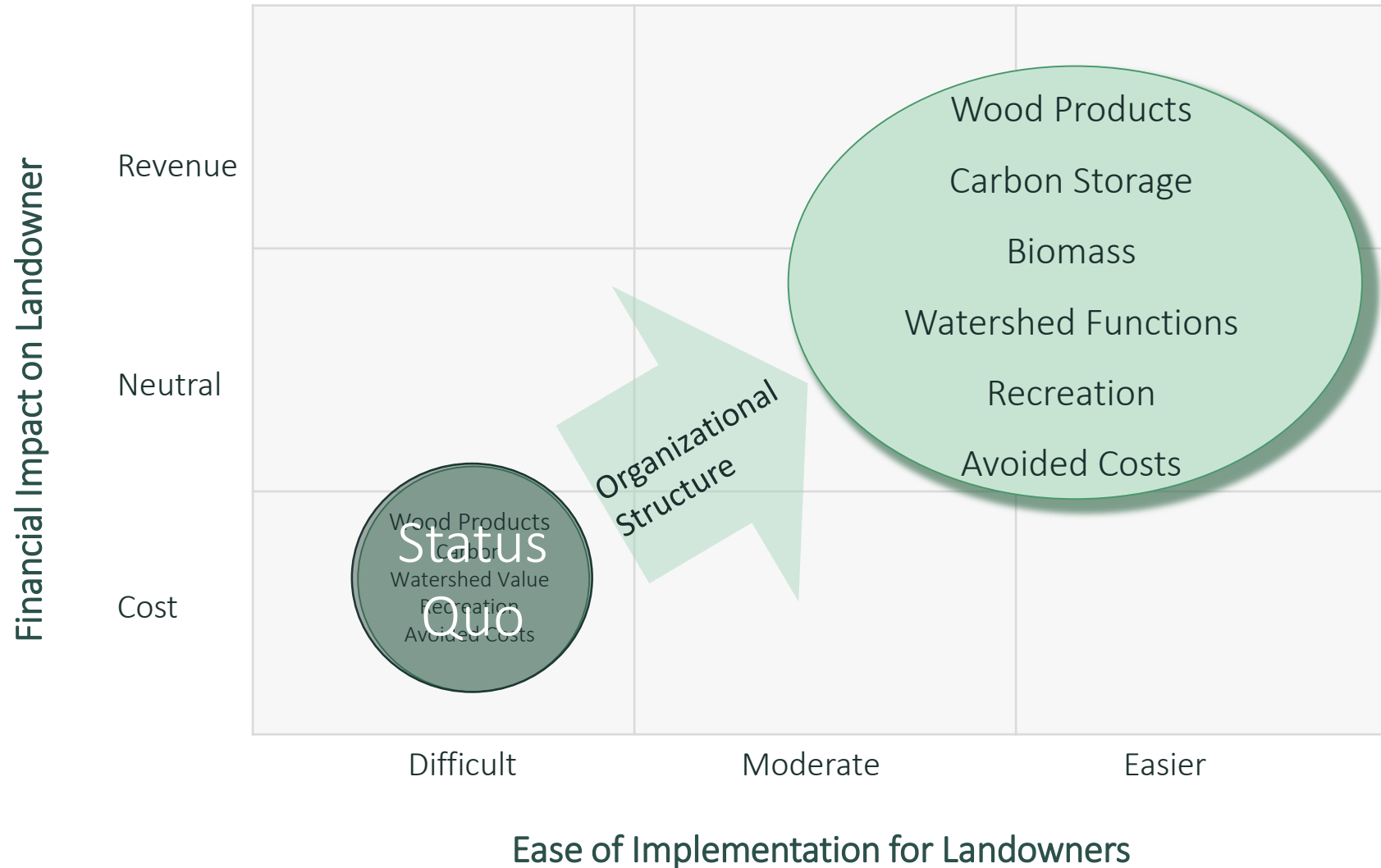
Special District—
enterprise
(e.g., Sonoma Water)

Legislatively-
created entity

Marketing Order
(e.g., California
agriculture)

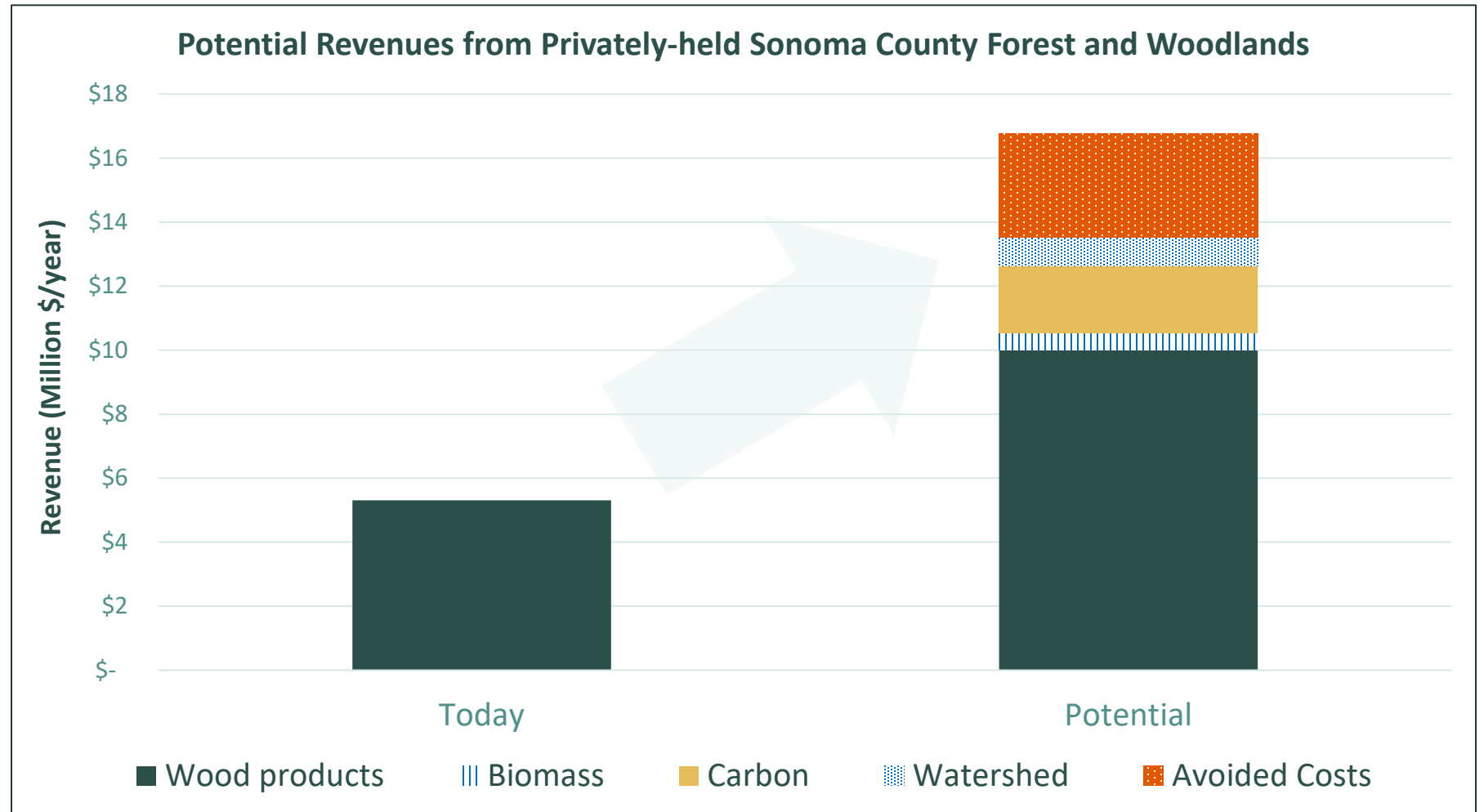
Cooperative
(e.g., Södra)

Transforming Landowner Experience



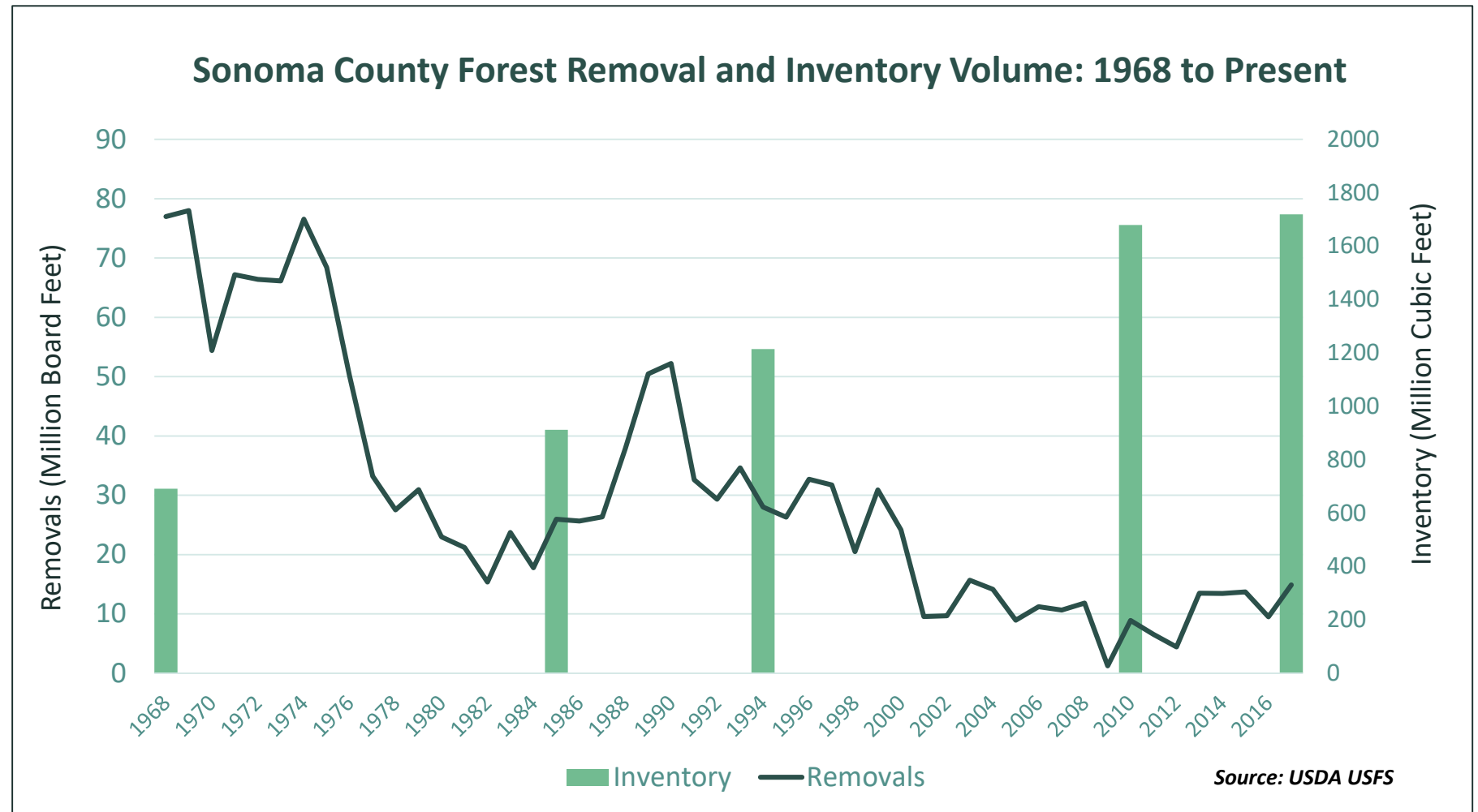
Re-shaping the Economy

- New structure creates potential revenue streams to help fund adaptive treatments across the landscape.



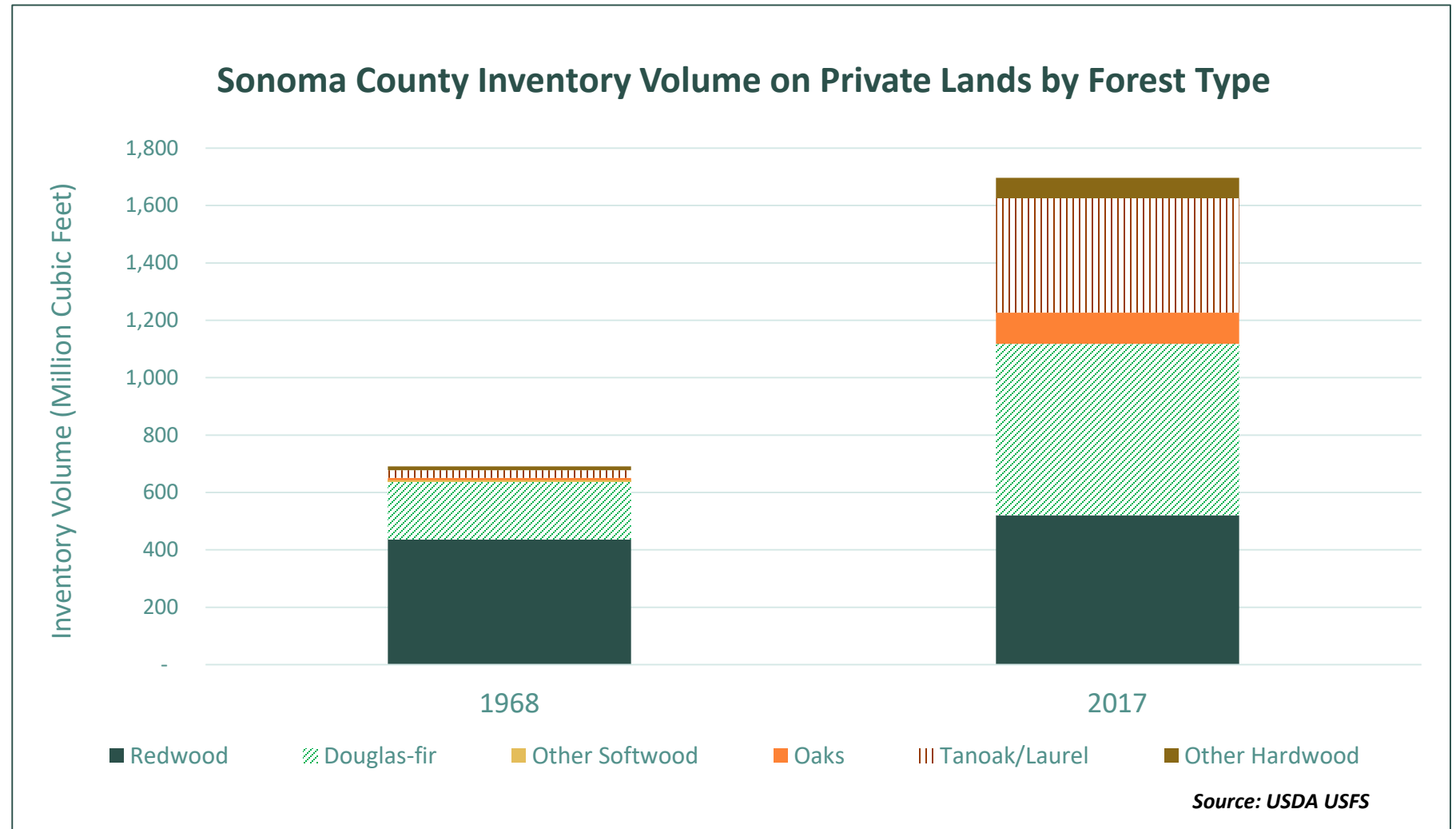
Observation: History of Forest Removals & Inventory

- Legacy management practices have led to a dramatic increase in standing volumes.



Observation: Forest Inventory Composition Shifts

- Douglas-fir and tanoak comprise most of the volume gain since 1968.



Taking Action for Resilience



| Taking Action for Resilience

- In support of collaboration and continuation of project
- Hewlett Foundation grant to:
 - Pepperwood Preserve
 - EBalive
 - Sonoma County Forest Conservation Working Group
 - In collaboration with Sonoma County