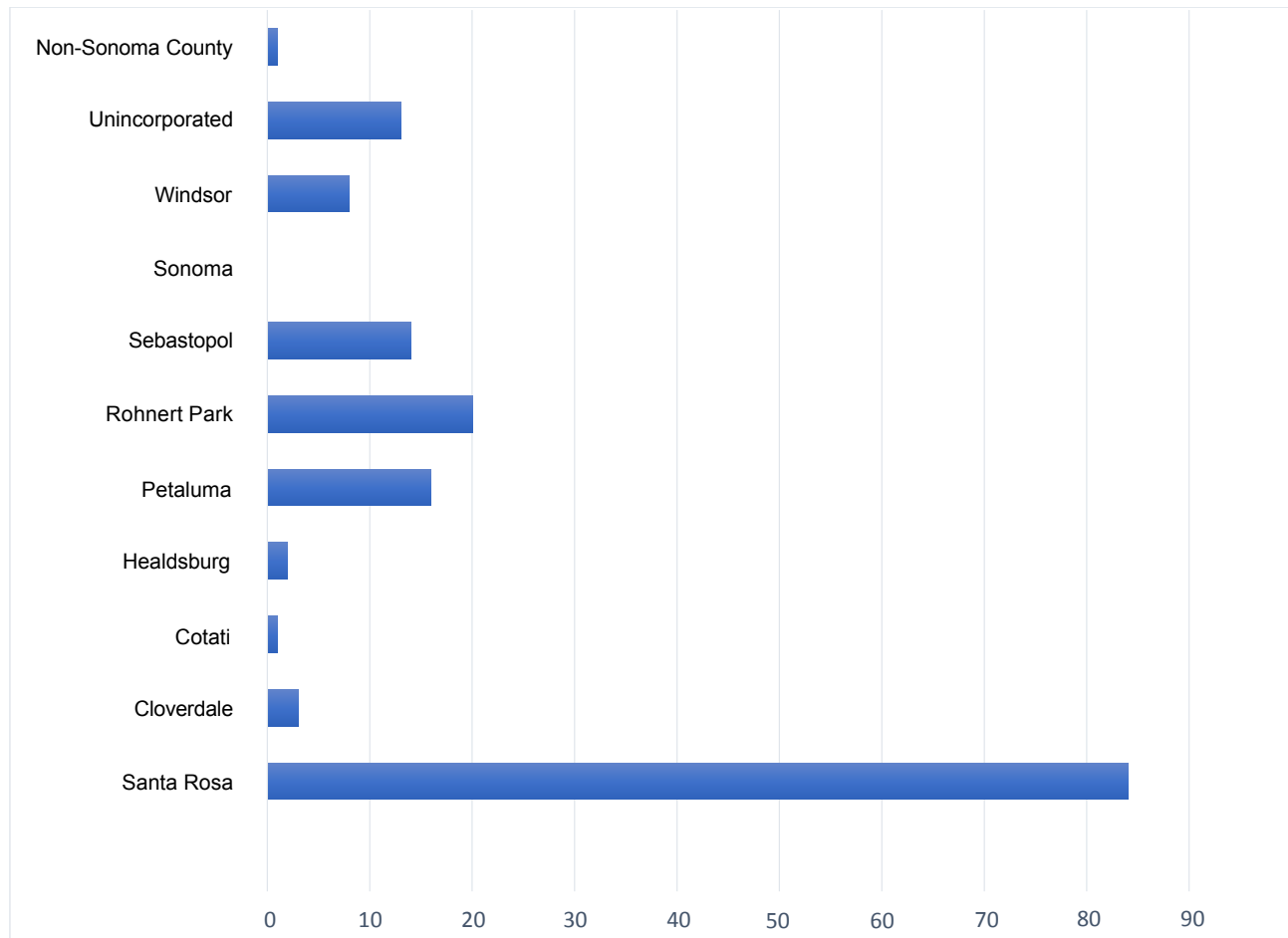


Q1 WHAT IS YOUR ZIP CODE? (Responses listed by City)

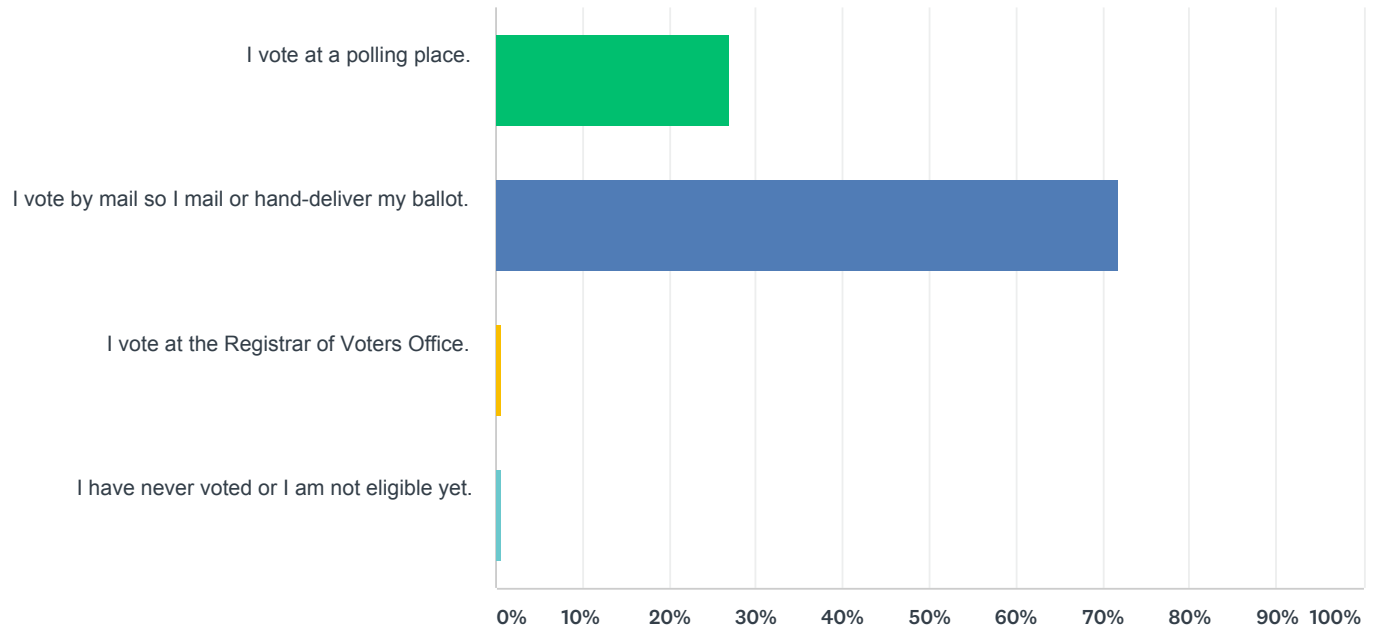
Answered: 159 Skipped: 0



ANSWER CHOICES	RESPONSES	
Non-Sonoma County	1%	1
Unincorporated	8%	13
Windsor	5%	8
Sonoma	0%	0
Sebastopol	9%	14
Rohnert Park	12%	20
Petaluma	10%	16
Healdsburg	1%	2
Cotati	1%	1
Cloverdale	2%	3
Santa Rosa	52%	84
TOTAL	100%	162

Q2 WHERE DO YOU USUALLY CAST YOUR BALLOT?

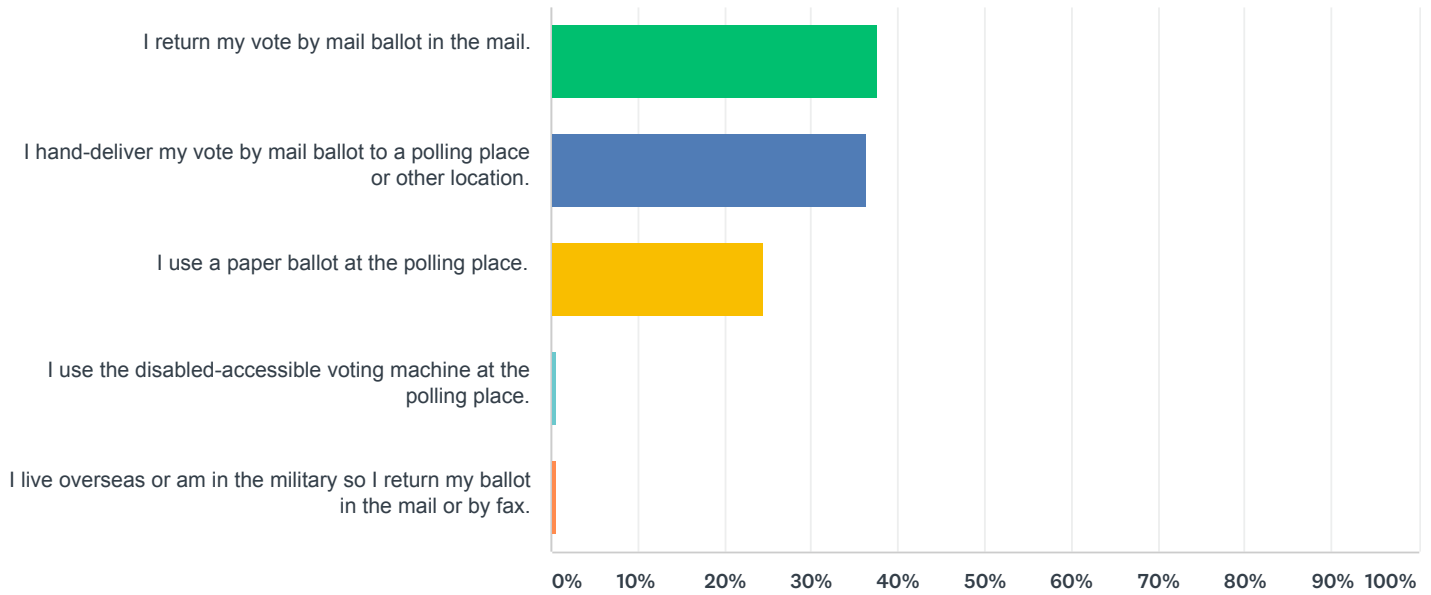
Answered: 162 Skipped: 0



ANSWER CHOICES	RESPONSES	
I vote at a polling place.	27.16%	44
I vote by mail so I mail or hand-deliver my ballot.	71.60%	116
I vote at the Registrar of Voters Office.	0.62%	1
I have never voted or I am not eligible yet.	0.62%	1
TOTAL		162

Q3 HOW DO YOU USUALLY CAST YOUR BALLOT?

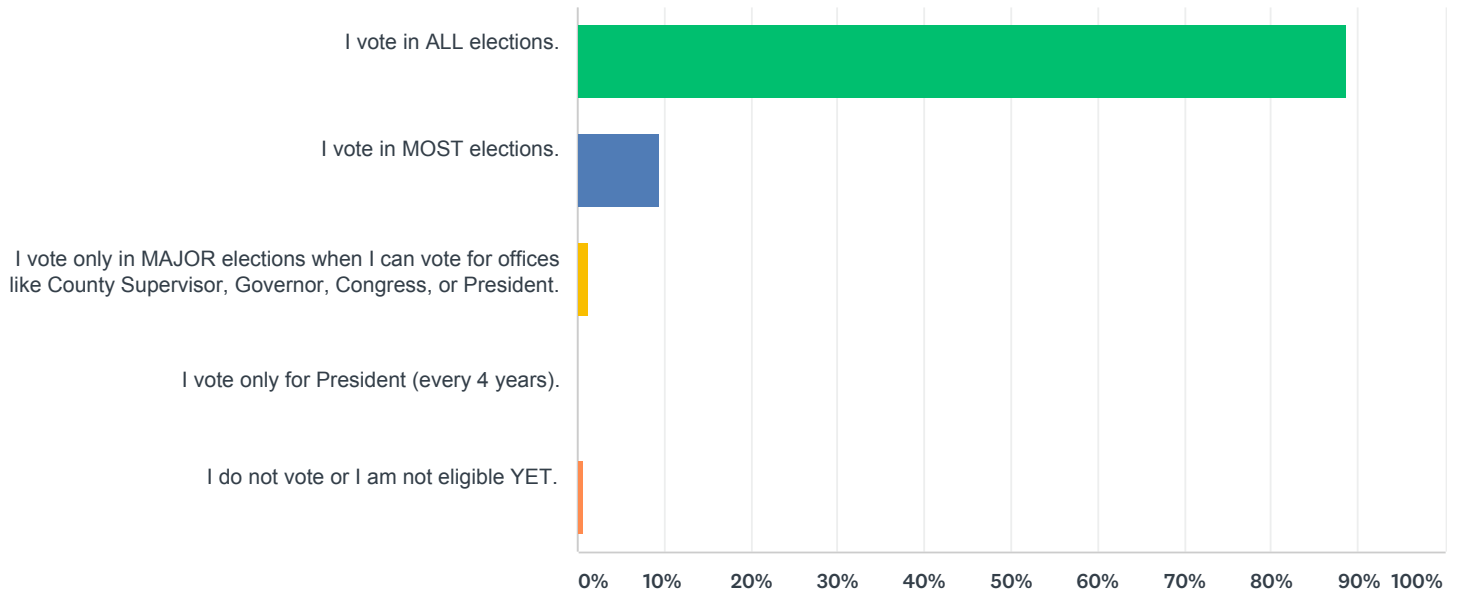
Answered: 162 Skipped: 0



ANSWER CHOICES	RESPONSES	
I return my vote by mail ballot in the mail.	38.27%	62
I hand-deliver my vote by mail ballot to a polling place or other location.	36.42%	59
I use a paper ballot at the polling place.	24.07%	39
I use the disabled-accessible voting machine at the polling place.	0.62%	1
I live overseas or am in the military so I return my ballot in the mail or by fax.	0.62%	1
TOTAL		162

Q4 HOW OFTEN DO YOU VOTE?

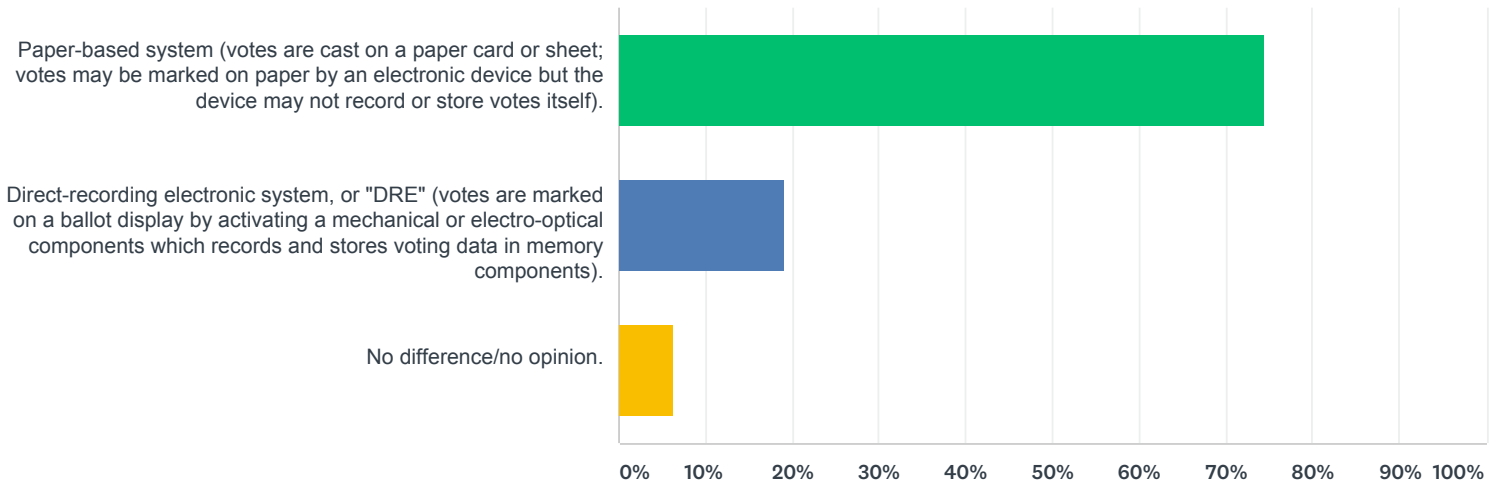
Answered: 162 Skipped: 0



ANSWER CHOICES	RESPONSES	
I vote in ALL elections.	88.27%	143
I vote in MOST elections.	9.88%	16
I vote only in MAJOR elections when I can vote for offices like County Supervisor, Governor, Congress, or President.	1.23%	2
I vote only for President (every 4 years).	0.00%	0
I do not vote or I am not eligible YET.	0.62%	1
TOTAL		162

Q5 VOTING SYSTEMS AT POLLING PLACES USE EITHER PAPER OR ELECTRONIC BALLOTS. WHAT TYPE OF VOTING EQUIPMENT DO YOU THINK IS BETTER FOR SONOMA COUNTY?

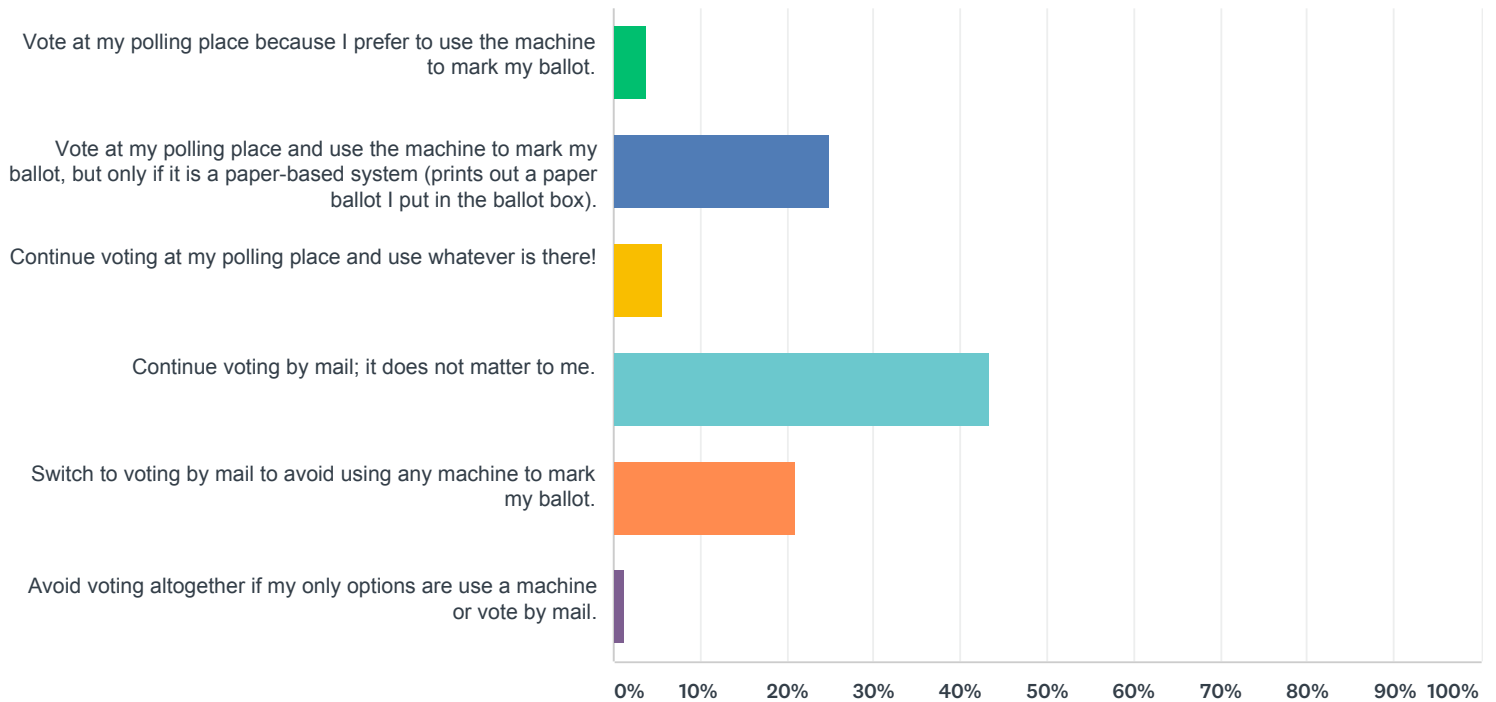
Answered: 160 Skipped: 2



ANSWER CHOICES	RESPONSES
Paper-based system (votes are cast on a paper card or sheet; votes may be marked on paper by an electronic device but the device may not record or store votes itself).	75% 120
Direct-recording electronic system, or "DRE" (votes are marked on a ballot display by activating a mechanical or electro-optical components which records and stores voting data in memory components).	18.75% 30
No difference/no opinion	6.25% 10
TOTAL	160

Q6 COMPLETE THE SENTENCE WITH THE PHRASE THAT MOST CLOSELY MATCHES YOUR OPINION: If Sonoma County's new voting system requires voters in polling places to use machines to vote, I am more likely to...

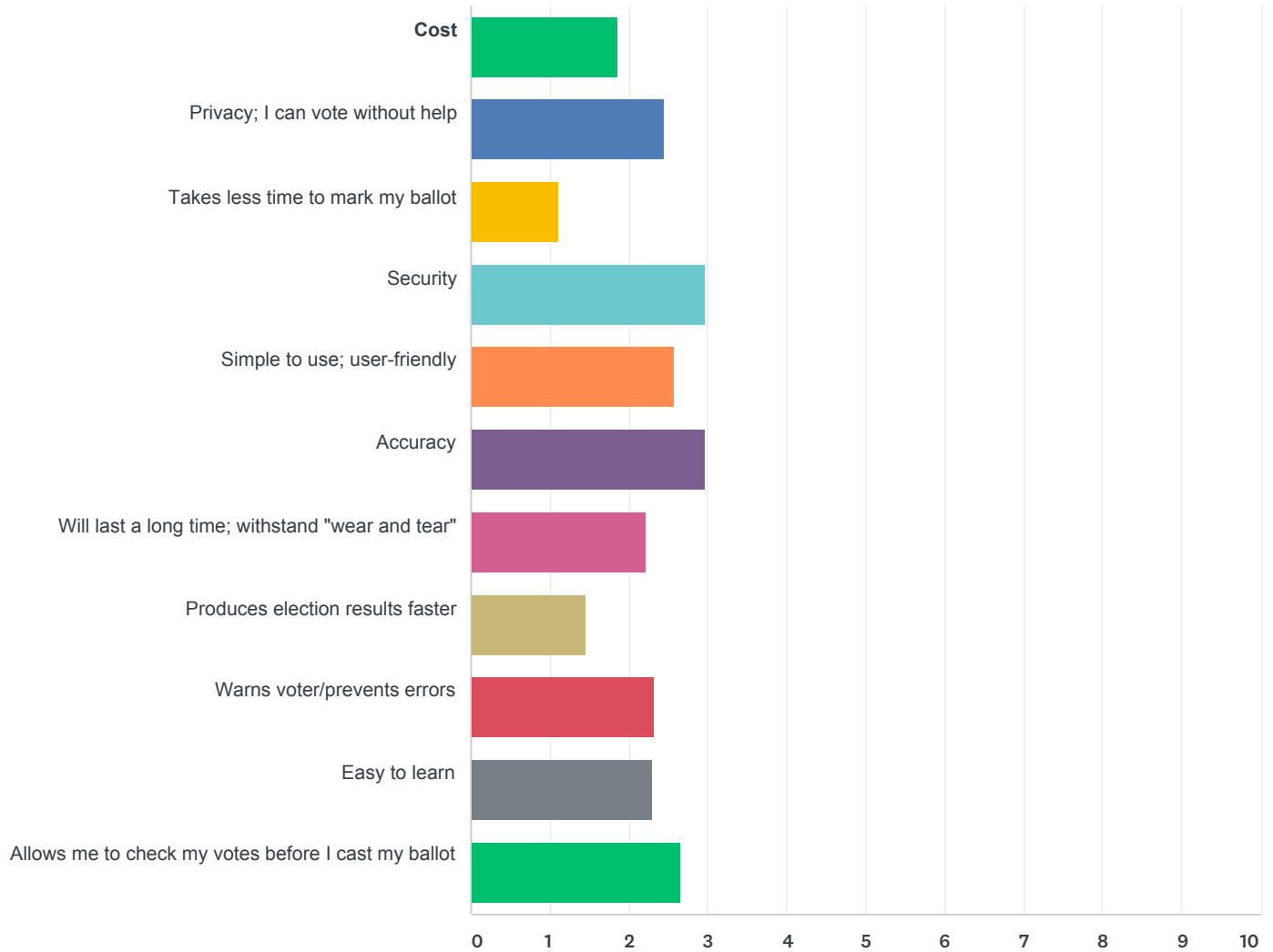
Answered: 159 Skipped: 3



ANSWER CHOICES	RESPONSES	
Vote at my polling place because I prefer to use the machine to mark my ballot.	3.77%	6
Vote at my polling place and use the machine to mark my ballot, but only if it is a paper-based system (prints out a paper ballot I put in the ballot box).	24.53%	39
Continue voting at my polling place and use whatever is there!	5.66%	9
Continue voting by mail; it does not matter to me.	43.40%	69
Switch to voting by mail to avoid using any machine to mark my ballot.	21.38%	34
Avoid voting altogether if my only options are use a machine or vote by mail.	1.26%	2
TOTAL		159

Q7 EXPERTS WILL USE CRITERIA TO EVALUATE AND SELECT THE BEST VOTING SYSTEM FOR SONOMA COUNTY. RATE THE FOLLOWING CRITERIA FROM NOT IMPORTANT (0) TO VERY IMPORTANT (3) TO YOU AS A VOTER:

Answered: 162 Skipped: 0



	NOT IMPORTANT	NO DIFFERENCE/NO OPINION	SOMEWHAT IMPORTANT	VERY IMPORTANT	TOTAL	WEIGHTED AVERAGE
Cost	9.66% 14	21.38% 31	42.07% 61	26.90% 39	145	1.86
Privacy; I can vote without help	5.70% 9	8.86% 14	22.78% 36	62.66% 99	158	2.42
Takes less time to mark my ballot	32.50% 52	31.88% 51	26.25% 42	9.38% 15	160	1.13
Security	0.62% 1	0.00% 0	1.24% 2	98.14% 158	161	3.19

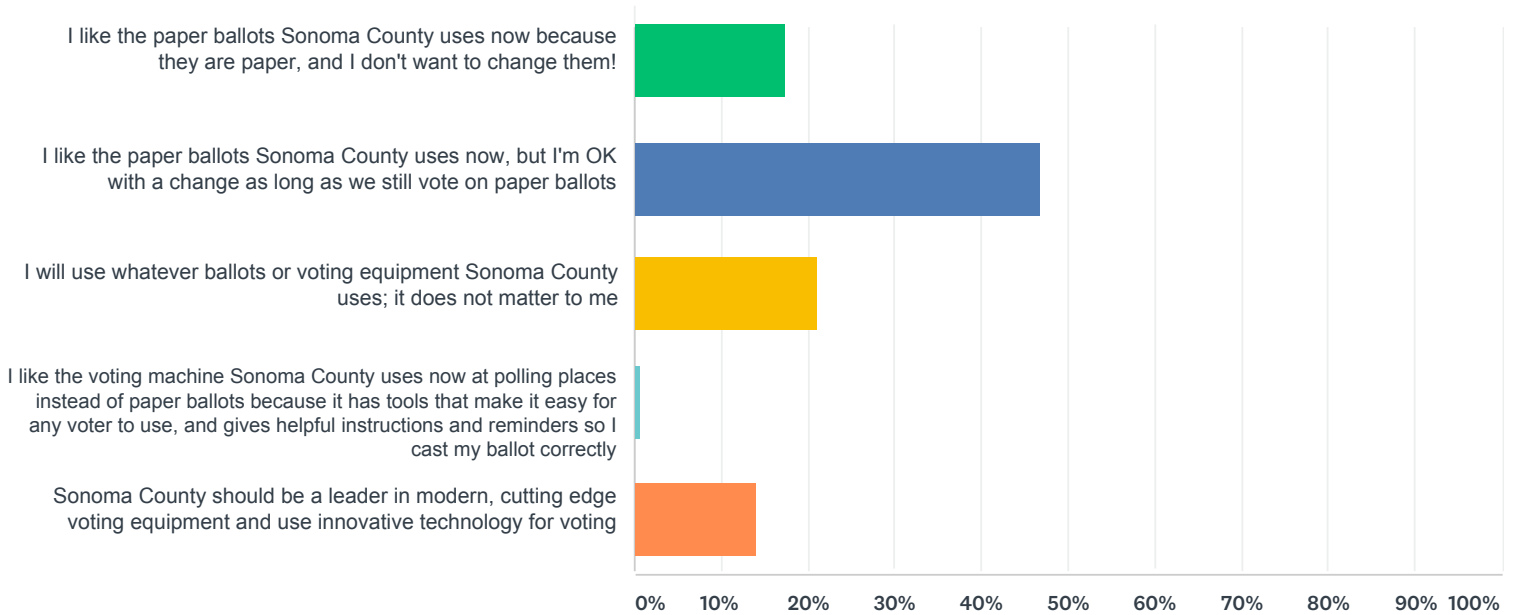
Voting System Replacement Project - Survey

SurveyMonkey

Simple to use; user-friendly	1.88% 3	5.00% 8	26.25% 42	66.88% 107	160	2.54
Accuracy	0.00% 0	0.62% 1	1.24% 2	98.14% 158	161	2.98
Will last a long time; withstand "wear and tear"	5.63% 9	12.5% 20	36.25% 58	45.63% 73	160	2.22
Produces election results faster	23.75% 38	23.75% 38	33.75% 54	18.75% 30	160	1.48
Warns voter/prevents errors	6.83% 11	8.07% 13	30.43% 49	54.66% 88	161	2.33
Easy to learn	6.88% 11	8.13% 13	31.88% 51	53.13% 85	160	2.31
Allows me to check my votes before I cast my ballot	2.48% 4	3.11 5	19.25% 31	75.16% 121	161	2.67

Q8 SELECT THE STATEMENT THAT MOST CLOSELY MATCHES YOUR OPINION ABOUT SONOMA COUNTY'S PLAN TO REPLACE THE CURRENT VOTING SYSTEMS:

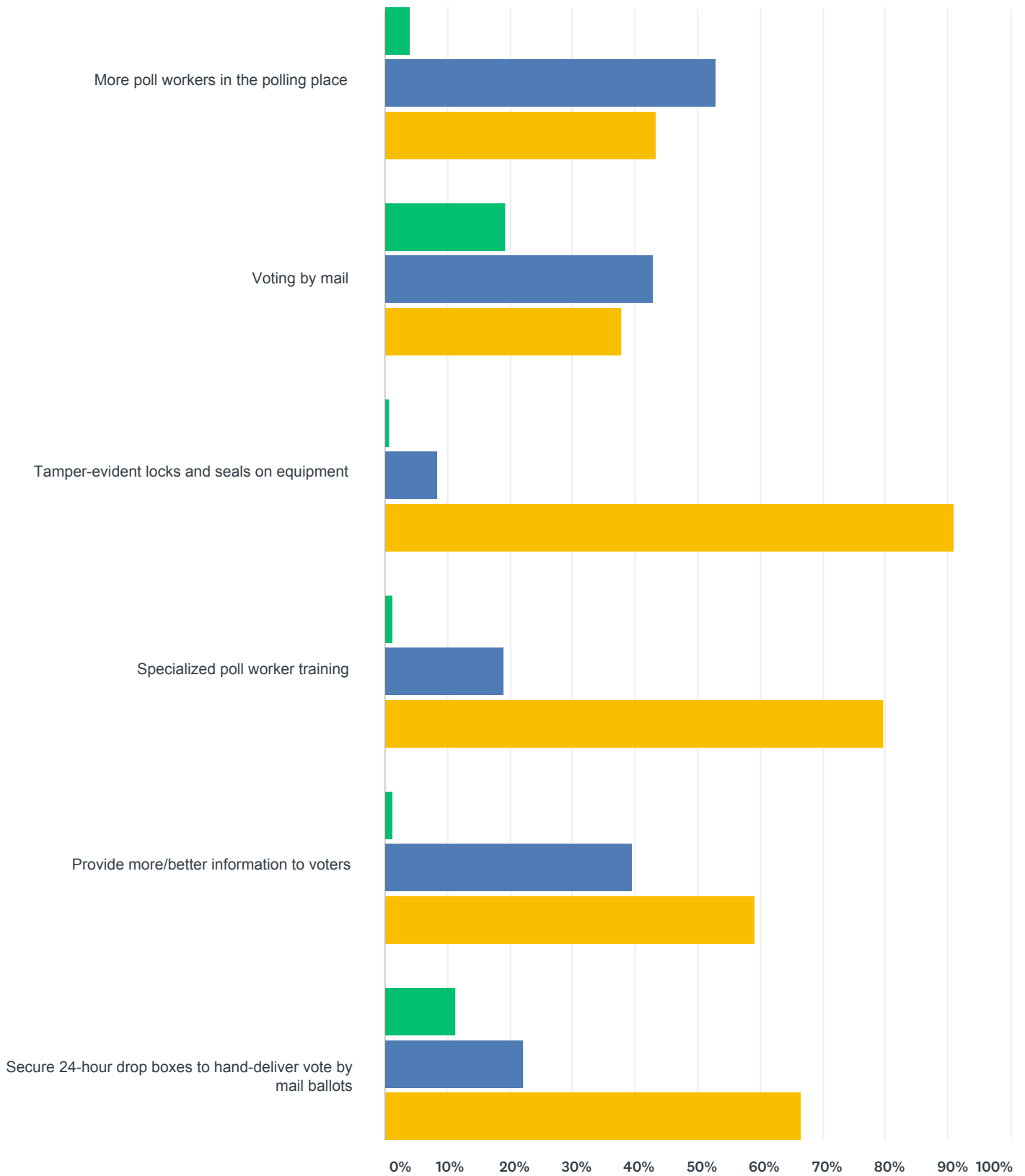
Answered: 159 Skipped: 3

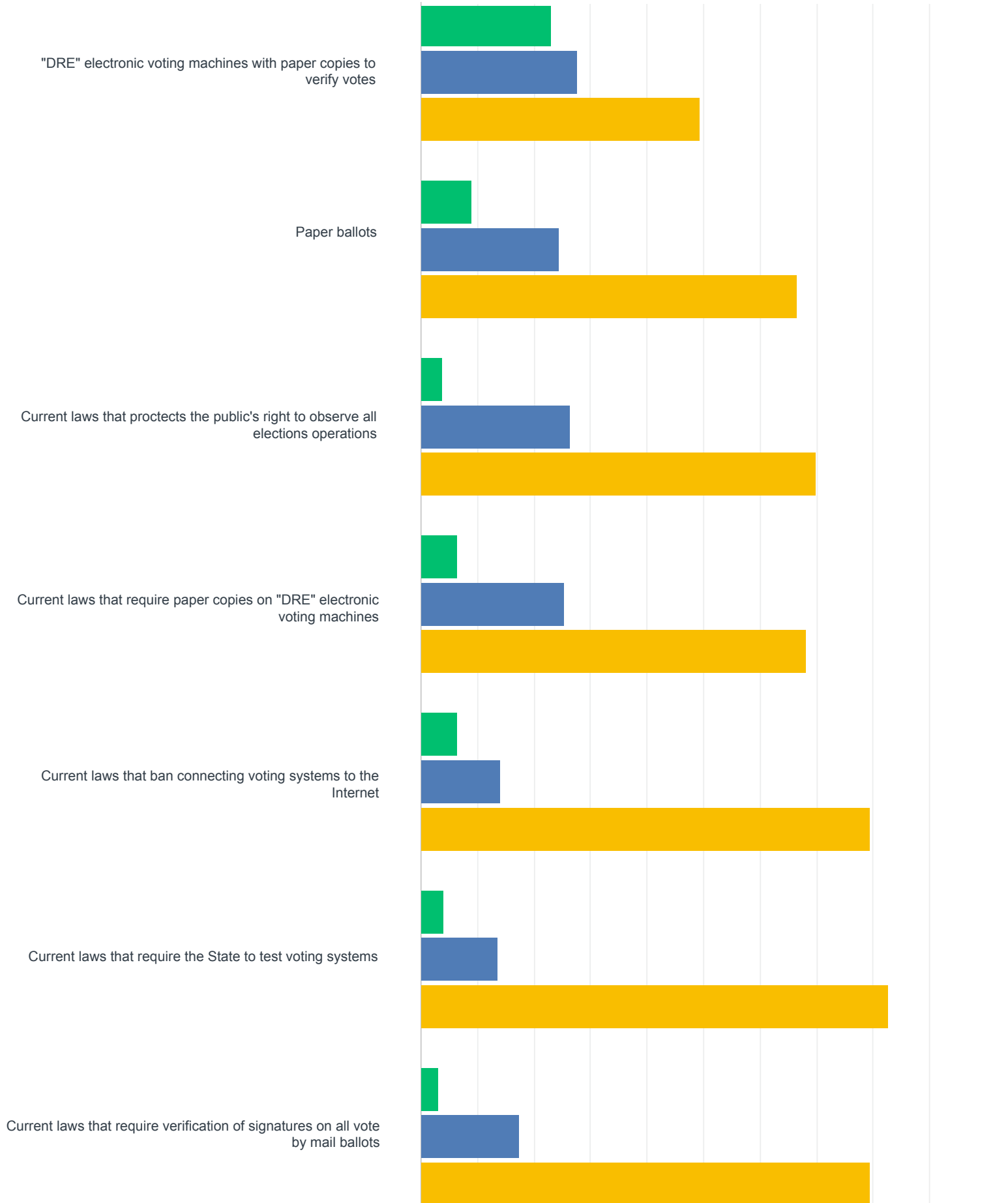


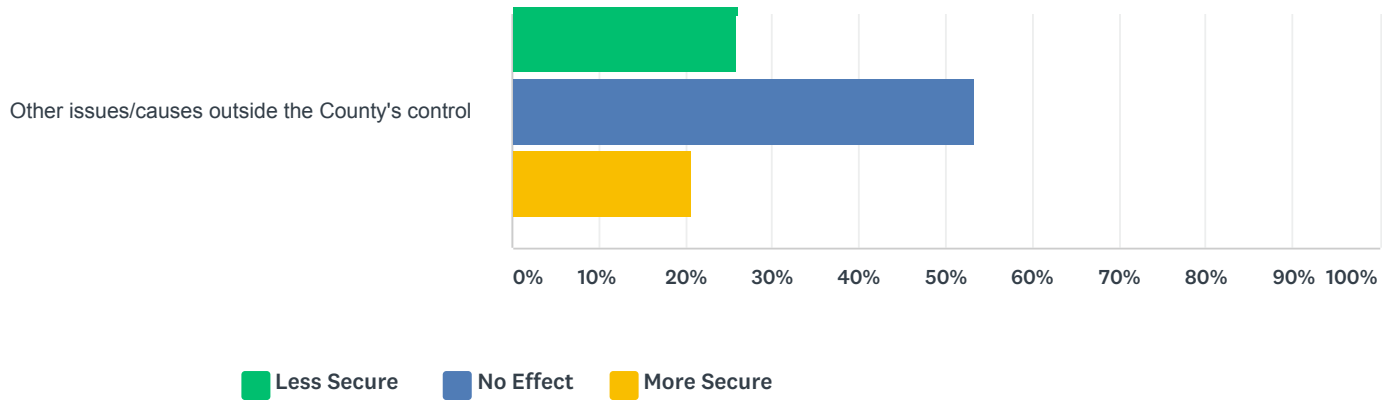
ANSWER CHOICES	RESPONSES	
I like the paper ballots Sonoma County uses now because they are paper, and I don't want to change them!	18.24%	29
I like the paper ballots Sonoma County uses now, but I'm OK with a change as long as we still vote on paper ballots.	45.91%	73
I will use whatever ballots or voting equipment Sonoma County uses; it does not matter to me.	20.75%	33
I like the voting machine Sonoma County uses now at polling places instead of paper ballots because it has tools that make it easy for any voter to use, and gives helpful instructions and reminders so I cast my ballot correctly.	0.63%	1
Sonoma County should be a leader in modern, cutting edge voting equipment and use innovative technology for voting.	14.47%	23
TOTAL		159

Q9 RATE HOW THE FOLLOWING AFFECTS ELECTION SECURITY:

Answered: 161 Skipped: 1



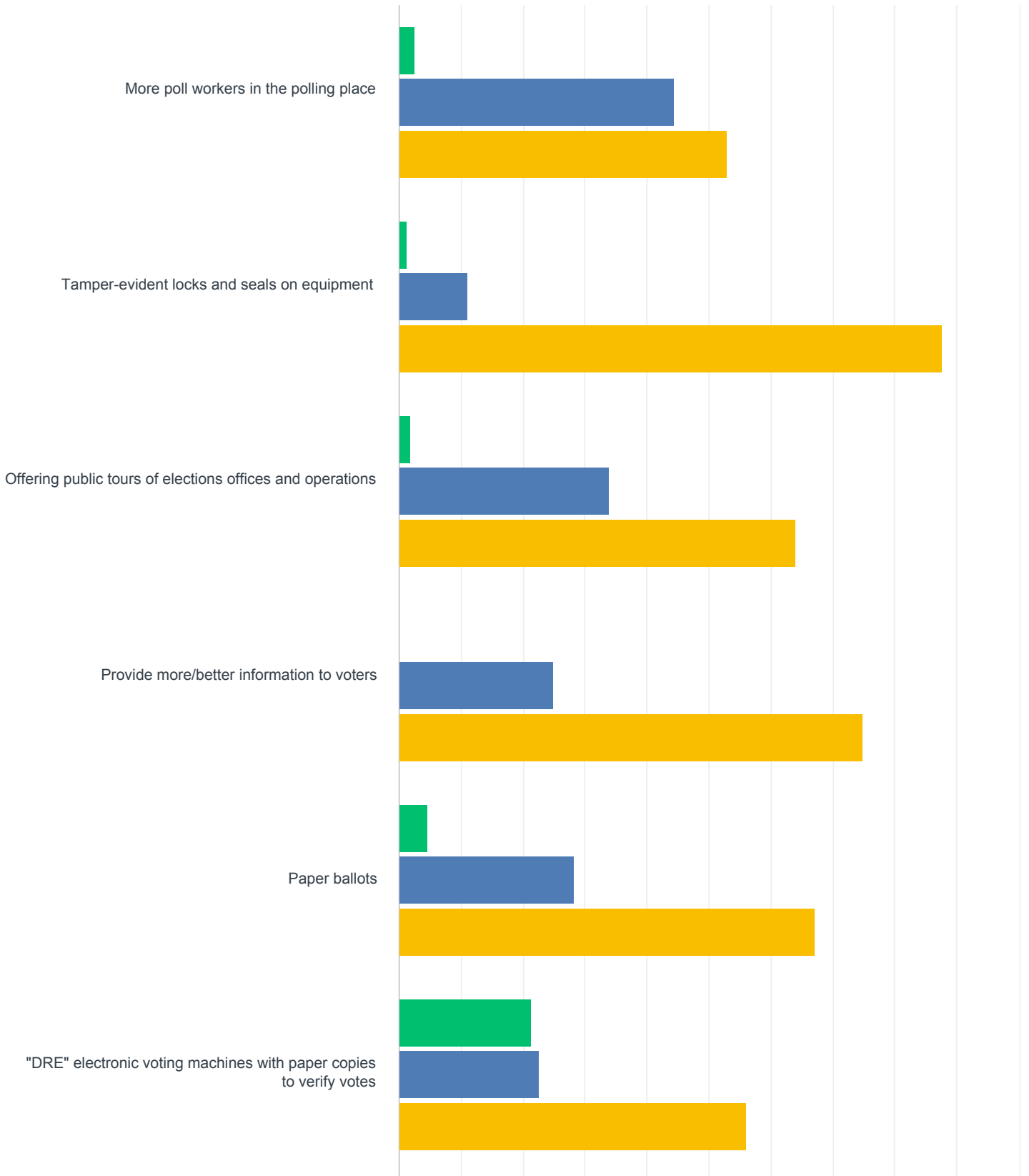


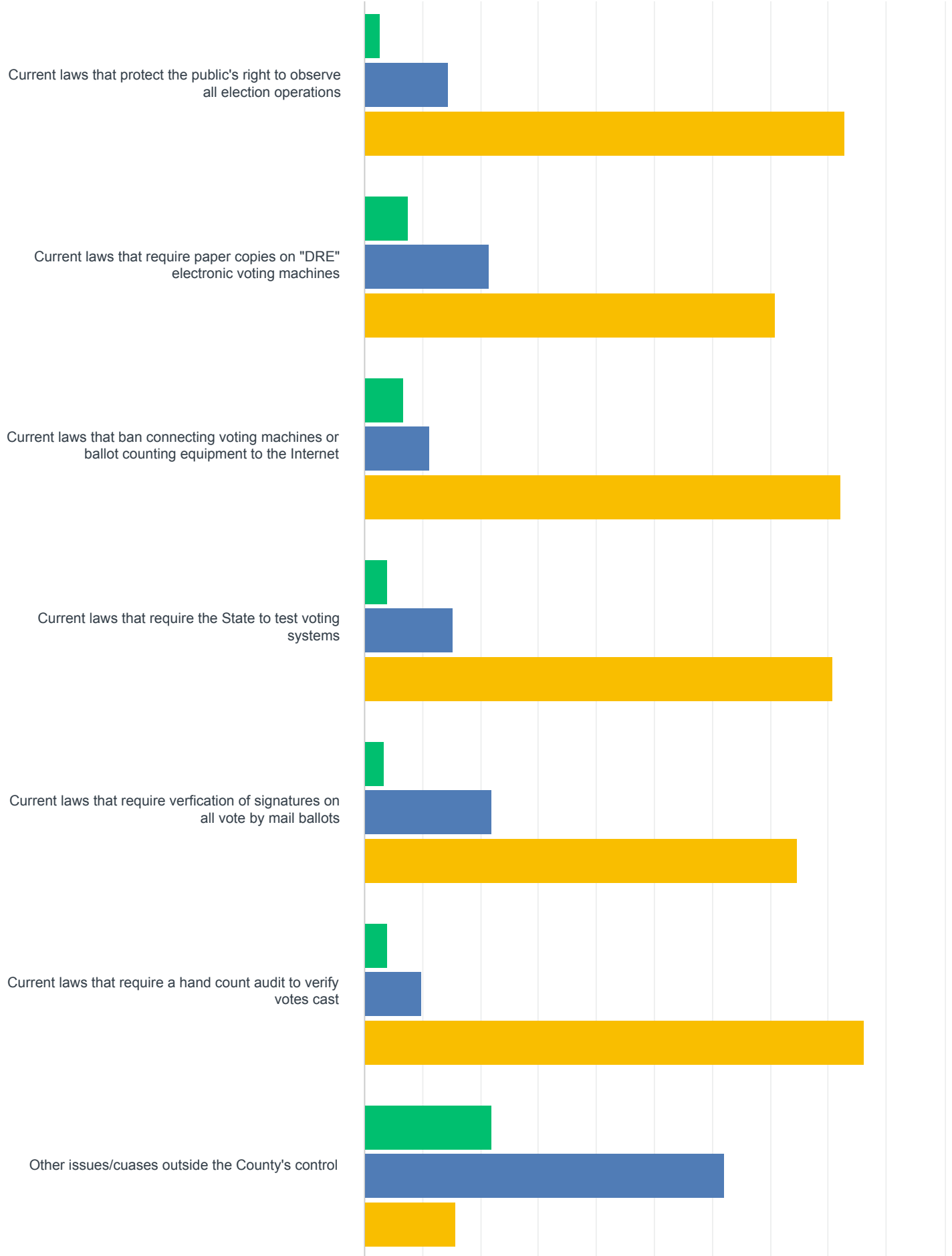


ANSWERS	LESS SECURE	NO EFFECT	MORE SECURE	TOTAL
More poll workers in the polling place	3.80% 6	52.55% 83	43.67% 69	158
Voting by mail	19.50% 31	42.14% 67	38.36% 61	159
Tamper-evident locks and seals on equipment	0.63% 1	8.12% 13	91.25% 146	160
Specialized poll worker training	1.25% 2	18.75% 30	80.00% 128	160
Provide more/better information to voters	1.25% 2	38.75% 62	60.00% 96	160
Secure 24-hour drop boxes to hand-deliver vote by mail ballots	11.18% 18	21.74% 35	67.08% 108	161
"DRE" electronic voting machines with paper copies to verify votes	23.90% 38	27.04% 43	49.69% 79	159
Paper ballots	8.86% 14	24.05% 38	67.09% 106	158
Current laws that protects the public's right to observe all elections operations	3.77% 6	25.79% 41	70.44% 112	159
Current laws that require paper copies on "DRE" electronic voting machines	6.37% 10	24.84% 39	68.79% 108	157
Current laws that ban connecting voting systems to the Internet	6.29% 10	13.87% 22	79.87% 127	159
Current laws that require the State to test voting systems	3.80% 6	13.29% 21	82.91% 131	158
Current laws that require verification of signatures on all vote by mail ballots	3.14% 5	16.98% 27	79.87% 127	159
Other issues/causes outside the County's control	25.93% 35	53.33% 72	20.74% 28	135

Q10 RATE HOW THE FOLLOWING AFFECTS VOTER TRUST AND CONFIDENCE IN ELECTIONS:

Answered: 156 Skipped: 6







■ Less Trust
 ■ No Effect
 ■ More Trust

ANSWERS	LESS TRUST	NO EFFECT	MORE TRUST	TOTAL
More poll workers in the polling place	2.60% 4	44.16% 68	53.25% 82	154
Tamper-evident locks and seals on equipment	1.28% 2	10.90% 17	87.82% 137	156
Offering public tours of elections offices and operations	1.95% 3	33.77% 52	64.29% 99	154
Provide more/better information to voters	0.00% 0	24.68% 38	75.32% 116	154
Paper ballots	4.55% 7	27.92% 43	67.53% 104	154
"DRE" electronic voting machines with paper copies to verify votes	21.05% 32	22.37% 34	56.58% 86	152
Current laws that protect the public's right to observe all election operations	2.60% 4	14.29% 22	83.11% 128	154
Current laws that require paper copies on "DRE" electronic voting machines	7.33% 11	21.33% 32	71.33% 107	150
Current laws that ban connecting voting machines or ballot counting equipment to the Internet	6.54% 10	11.11% 17	82.35% 126	153
Current laws that require the State to test voting systems	3.92% 6	15.03% 23	81.04% 124	153
Current laws that require verification of signatures on all vote by mail ballots	3.29% 5	27.71% 33	75.00% 114	152
Current laws that require a hand count audit to verify votes cast	3.92% 6	9.80% 15	86.27% 132	153
Other issues/causes outside the County's control	21.88% 28	61.72% 79	13.73% 21	128