



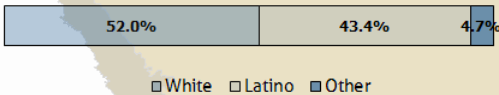
Cloverdale

A *Portrait of Sonoma County* identifies as a priority area one Cloverdale tract that ranks ninety-first on the human development index among the ninety-nine Sonoma County census tracts. This north Sonoma tract struggles in particular with education. Three in ten adults lack high school diplomas, and just 12 percent hold bachelor's degrees (compared to 31.8 percent for Sonoma County as a whole). School enrollment, at 63.5 percent, is in the bottom five for the county. The rate for on-time graduation from high school in the Cloverdale Unified school district is fewer than three in four students (71.2 percent), which is the lowest in the county. High school graduation rates are particularly worrisome among boys, with only two-thirds (63.1 percent) graduating in four years. Collaboration between residents, public and non-profit partners are focused on creating opportunities to improve health and well-being in Cloverdale.

Total Population

3,925

Race/Ethnicity



Life Expectancy (Yrs)

80.1

California 81.2
Sonoma County 81




Median Personal Earnings

\$25,721

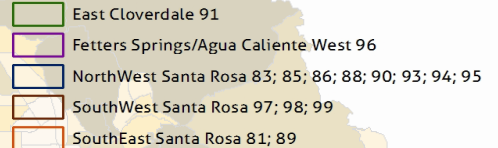
California \$30,502
Sonoma County \$30,214



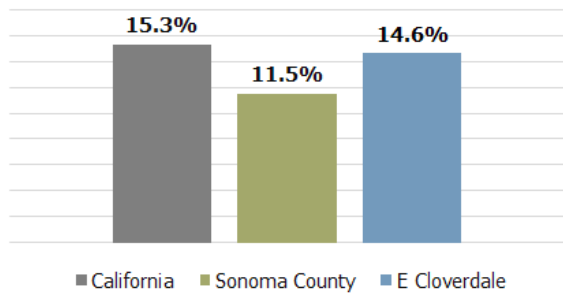
Human Development Index



Priority Places**



INDIVIDUALS BELOW POVERTY LEVEL (Percent)



Percent Enrolled in School (Preschool through College)

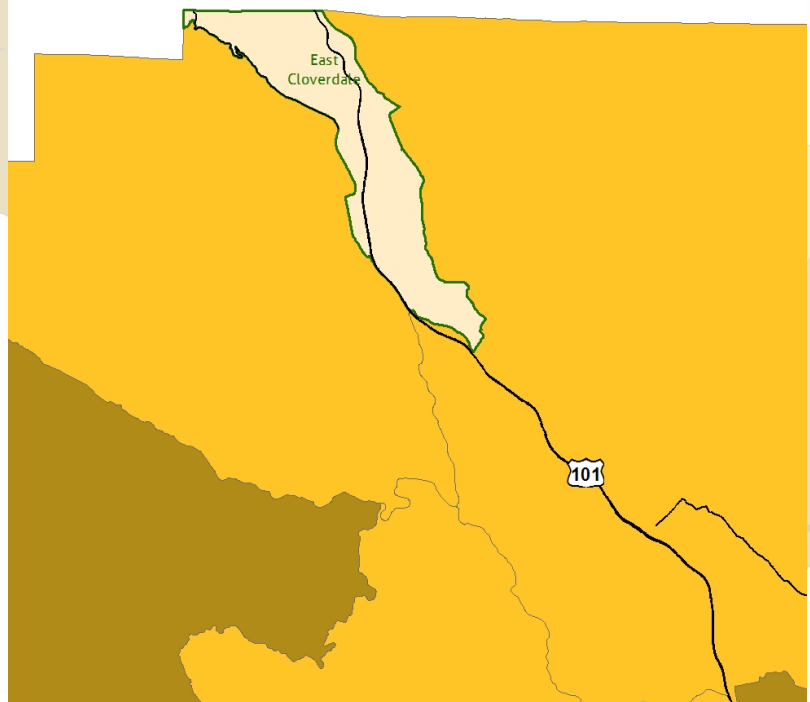
63.5%

78.5% California
77.9% Sonoma County

Percent with Bachelor's Degree or Higher

12.4%

30.9% California
31.8% Sonoma County



** See Pg 104 of Portrait of Sonoma County for numbered and named Census Tract list.