

Needs Assessment 2023

Below are the overall themes from 1,793 surveys and 13 focus groups.



Services

- I don't know what services are available to me (49%)
- "People need to know about services and how to access them early to prevent trying to access services when things become a crisis"



Transportation

- Losing my ability to drive (58%) -
- Finding transportation to get where I need to go (37%)
- *"..transportation to medical appointments can be difficult to arrange"*



Financial:

- Staying in my home if I have disabilities (59%)
- Worrying the money I have or save won't last (57%)
- *"Affordable living is still too high cost, there's no leftover money to afford gas. The federal definition of low income doesn't relate to California's reality."*



Caregiving

- "Having enough money to stay in my home" (56%)
- Paying for a reliable person to help me (44%)
- *"Caregivers in our area are not affordable at all"*



Housing

- Having a place to live (24%)
- Staying in my home if I have disabilities (59%)
- *"There is a big difference between Low Income and Affordable Housing. Affordable housing at \$1k a month is not affordable."*

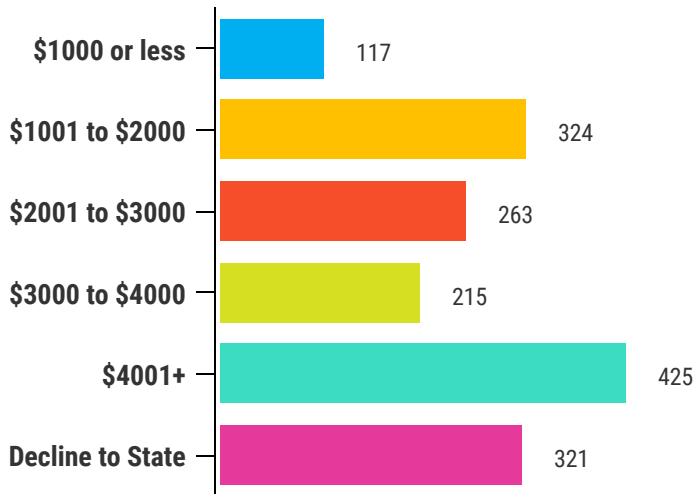


Health

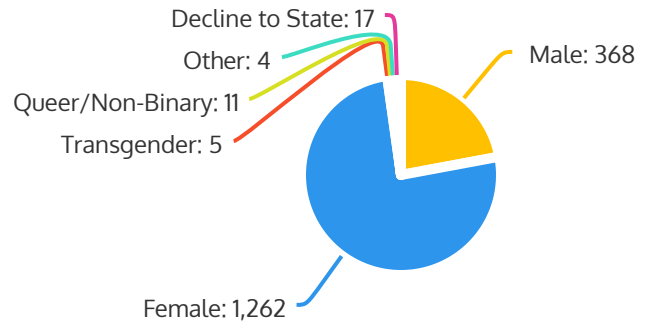
- Having dental care (46%)
- Affording medical, dental, vision coverage, my medications (44%)
- *"There is a need for health services for people who have 'intersectional vulnerabilities' such as developmental delays and blindness"*

AAA Needs Assessment 2023 (N = 1679)

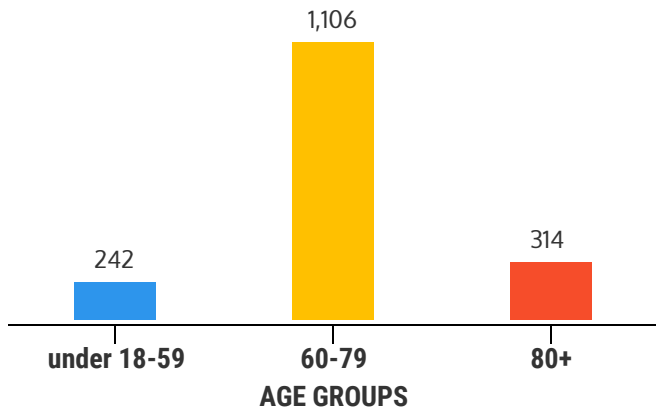
Monthly Income



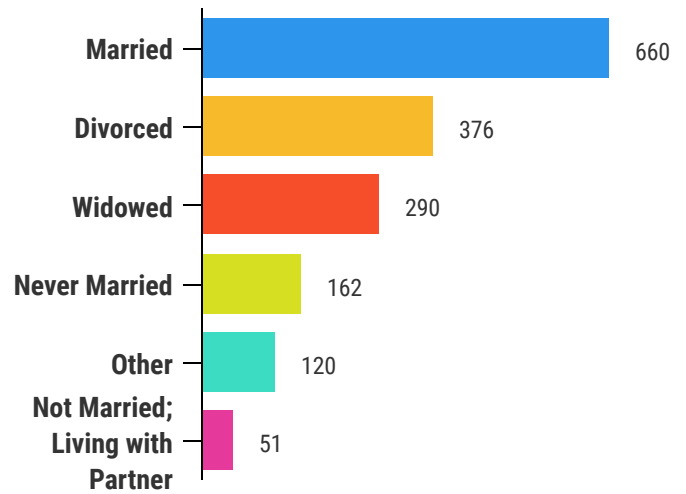
Gender Identity



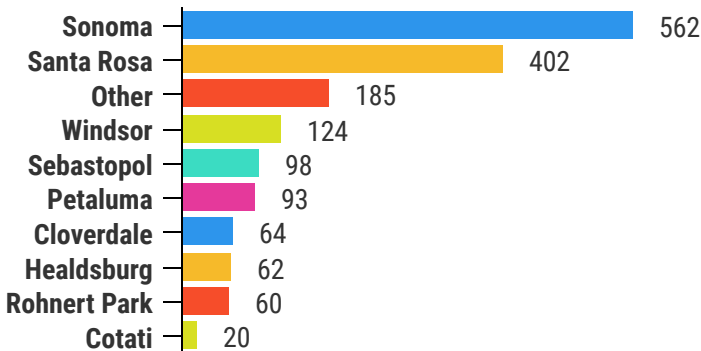
Age



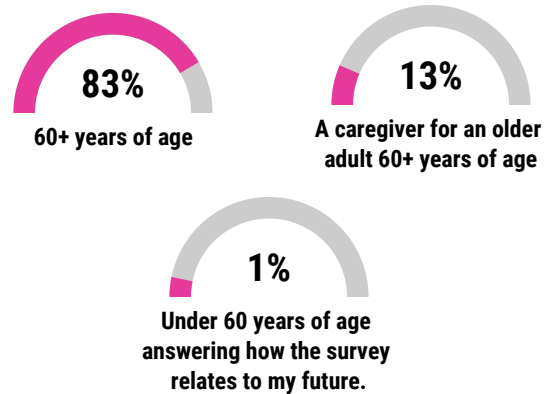
Marital Status



Where you Live

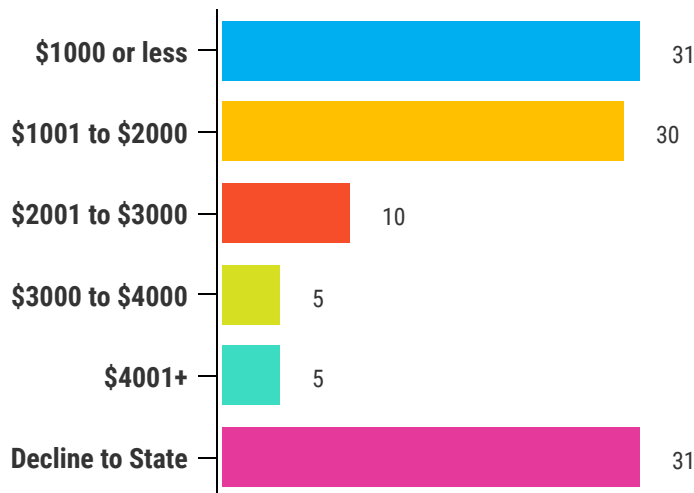


I Am

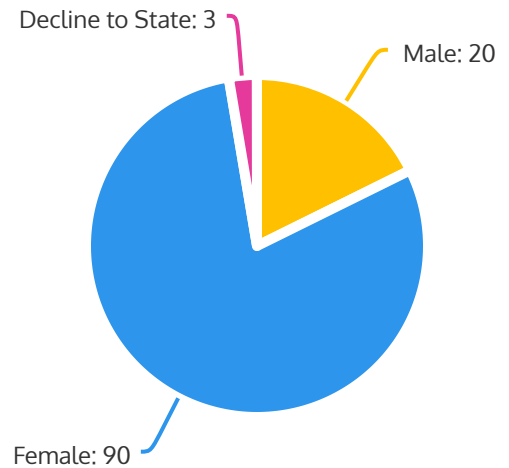


AAA Needs Assessment 2023 Spanish Respondents (n = 114)

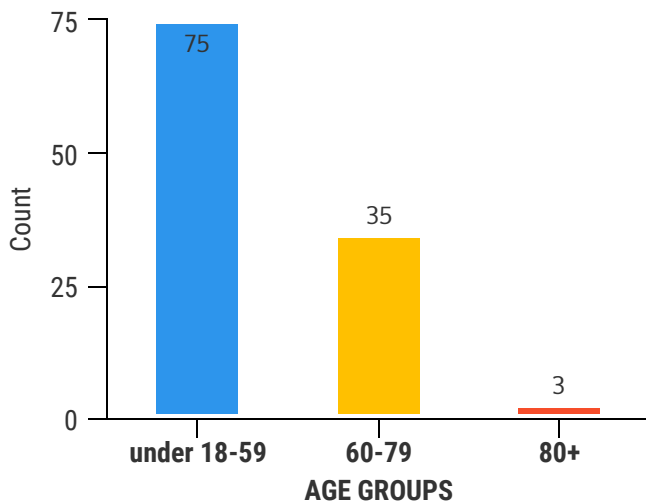
Monthly Income



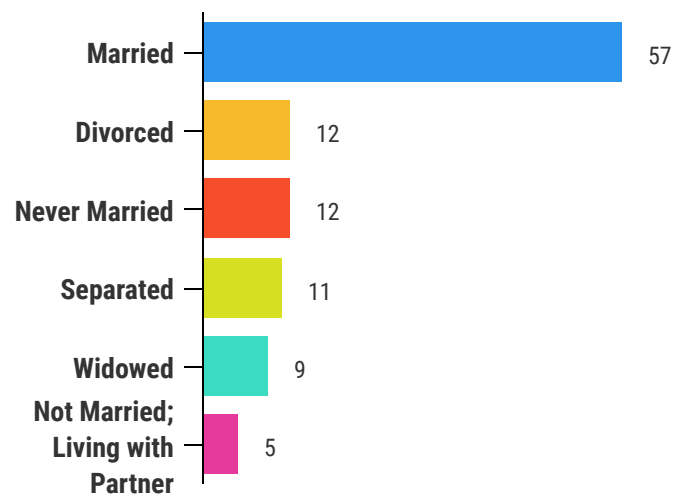
Gender Identity



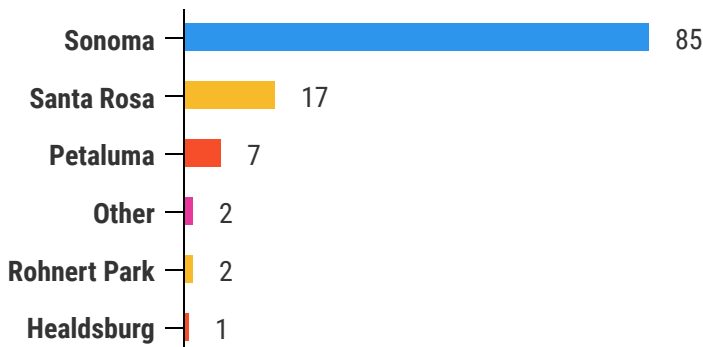
Age



Marital Status



Where you Live



I Am

