

Jenner – Water Rate Study – Proposed Rates

| Rate Alternative #1 - Net Revenue Requirements (COSA Allocation - 80% Fixed / 20% Variable) | | | | | | |
|--|---------------|--------------------------------------|------------|------------|------------|------------|
| Water Rate Schedule | Current Rates | Proposed Rates - Rate Alternative #1 | | | | |
| | | FY 2016/17 | FY 2017/18 | FY 2018/19 | FY 2019/20 | FY 2020/21 |
| <i>Projected Increase in Rate Revenue per Financial Plan:</i> | | 22.00% | 20.00% | 14.00% | 12.00% | 10.00% |
| Fixed Service Charge | | | | | | |
| Monthly Fixed Service Charges: | | | | | | |
| Residential | | | | | | |
| 5/8 inch | \$37.32 | \$45.72 | \$54.86 | \$62.54 | \$70.05 | \$77.05 |
| 1 inch | \$38.76 | \$105.07 | \$126.08 | \$143.73 | \$160.98 | \$177.08 |
| 1.5 inch | n/a | \$203.98 | \$244.78 | \$279.05 | \$312.54 | \$343.79 |
| 2 inch | n/a | \$322.68 | \$387.22 | \$441.43 | \$494.40 | \$543.84 |
| Commercial | | | | | | |
| 5/8 inch | \$37.32 | \$176.29 | \$211.54 | \$241.16 | \$270.10 | \$297.11 |
| 1 inch | \$38.76 | \$431.49 | \$517.79 | \$590.28 | \$661.11 | \$727.23 |
| 1.5 inch | n/a | \$856.83 | \$1,028.20 | \$1,172.15 | \$1,312.80 | \$1,444.08 |
| 2 inch | n/a | \$1,367.24 | \$1,640.69 | \$1,870.39 | \$2,094.83 | \$2,304.31 |
| Commodity Charges for All Water Consumed (All Customers) | | | | | | |
| Per 1,000 gal for the 1st 15K gal/ESD | \$11.10 | -- | -- | -- | -- | -- |
| Per 1,000 gal for 15,001 to 20K gal/ESD | \$12.28 | -- | -- | -- | -- | -- |
| Per 1,000 gal for over 20K gal/ESD | \$24.58 | -- | -- | -- | -- | -- |
| Rate Per 1,000 gallon of Water Consumed | -- | \$7.19 | \$8.77 | \$10.00 | \$11.19 | \$12.31 |

Current rates effective July 1, 2016.

Jenner – Water Rate Study – Proposed Rates

| Rate Alternative #2 - Revenue Requirements (Allocation - 50% Fixed / 50% Variable) | | | | | | |
|---|---------------|--------------------------------------|------------|------------|------------|------------|
| Water Rate Schedule | Current Rates | Proposed Rates - Rate Alternative #2 | | | | |
| | | FY 2016/17 | FY 2017/18 | FY 2018/19 | FY 2019/20 | FY 2020/21 |
| <i>Projected Increase in Rate Revenue per Financial Plan:</i> | | 22.00% | 20.00% | 14.00% | 12.00% | 10.00% |
| Fixed Service Charge | | | | | | |
| Monthly Fixed Service Charges: | | | | | | |
| Residential | | | | | | |
| 5/8 inch | \$37.32 | \$28.58 | \$34.30 | \$39.10 | \$43.79 | \$48.17 |
| 1 inch | \$38.76 | \$65.64 | \$78.77 | \$89.80 | \$100.57 | \$110.63 |
| 1.5 inch | n/a | \$127.40 | \$152.88 | \$174.28 | \$195.20 | \$214.72 |
| 2 inch | n/a | \$201.51 | \$241.81 | \$275.67 | \$308.75 | \$339.62 |
| Commercial | | | | | | |
| 5/8 inch | \$37.32 | \$110.11 | \$132.13 | \$150.63 | \$168.70 | \$185.57 |
| 1 inch | \$38.76 | \$269.45 | \$323.34 | \$368.60 | \$412.84 | \$454.12 |
| 1.5 inch | n/a | \$535.02 | \$642.02 | \$731.90 | \$819.73 | \$901.70 |
| 2 inch | n/a | \$853.70 | \$1,024.44 | \$1,167.86 | \$1,308.00 | \$1,438.80 |
| Commodity Charges for All Water Consumed (All Customers) | | | | | | |
| Per 1,000 gal for the 1st 15K gal/ESD | \$11.10 | -- | -- | -- | -- | -- |
| Per 1,000 gal for 15,001 to 20K gal/ESD | \$12.28 | -- | -- | -- | -- | -- |
| Per 1,000 gal for over 20K gal/ESD | \$24.58 | -- | -- | -- | -- | -- |
| Rate Per 1,000 gallon of Water Consumed | -- | \$17.97 | \$21.92 | \$24.99 | \$27.99 | \$30.79 |

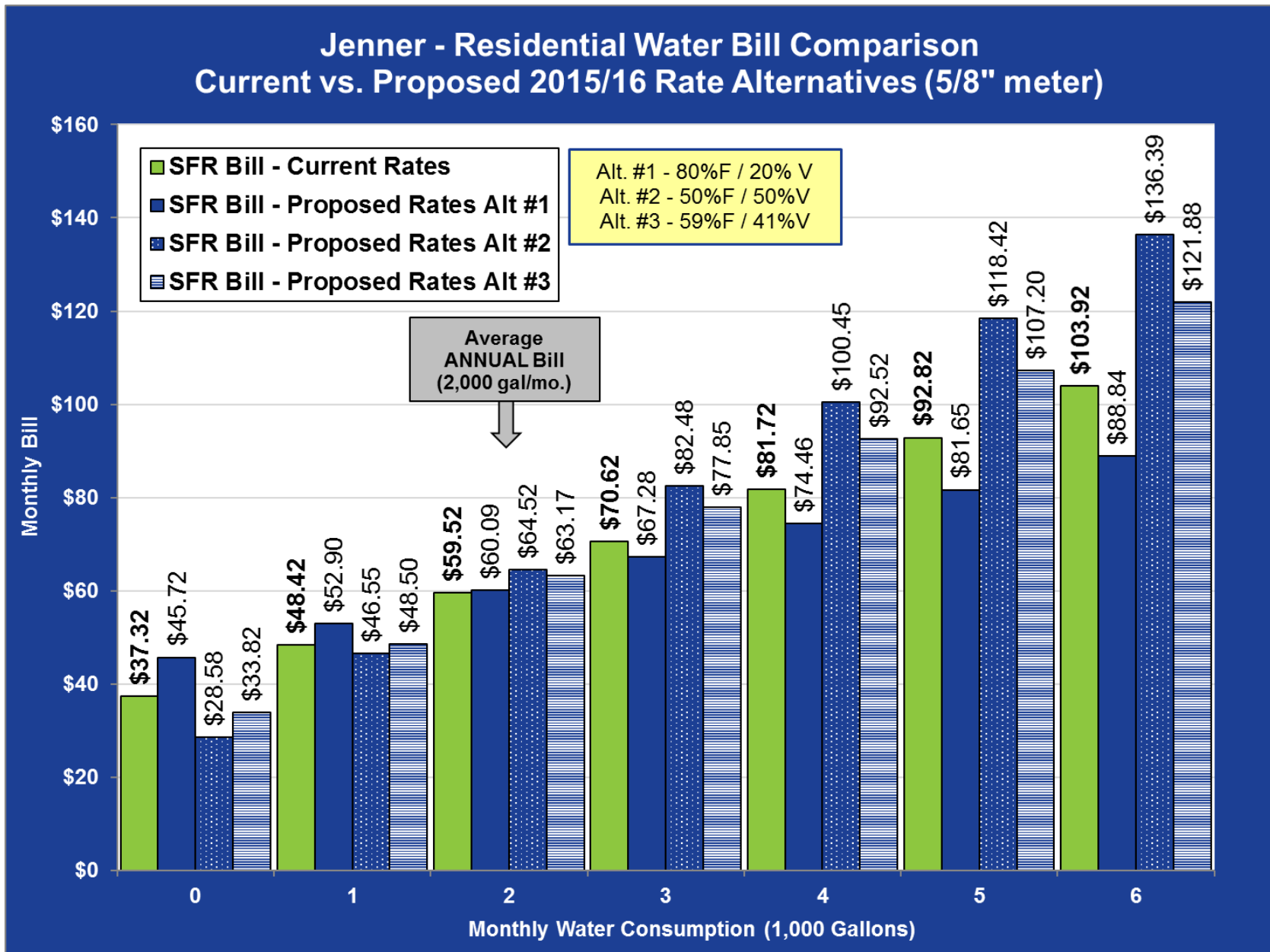
Current rates effective July 1, 2016.

Jenner – Water Rate Study – Proposed Rates

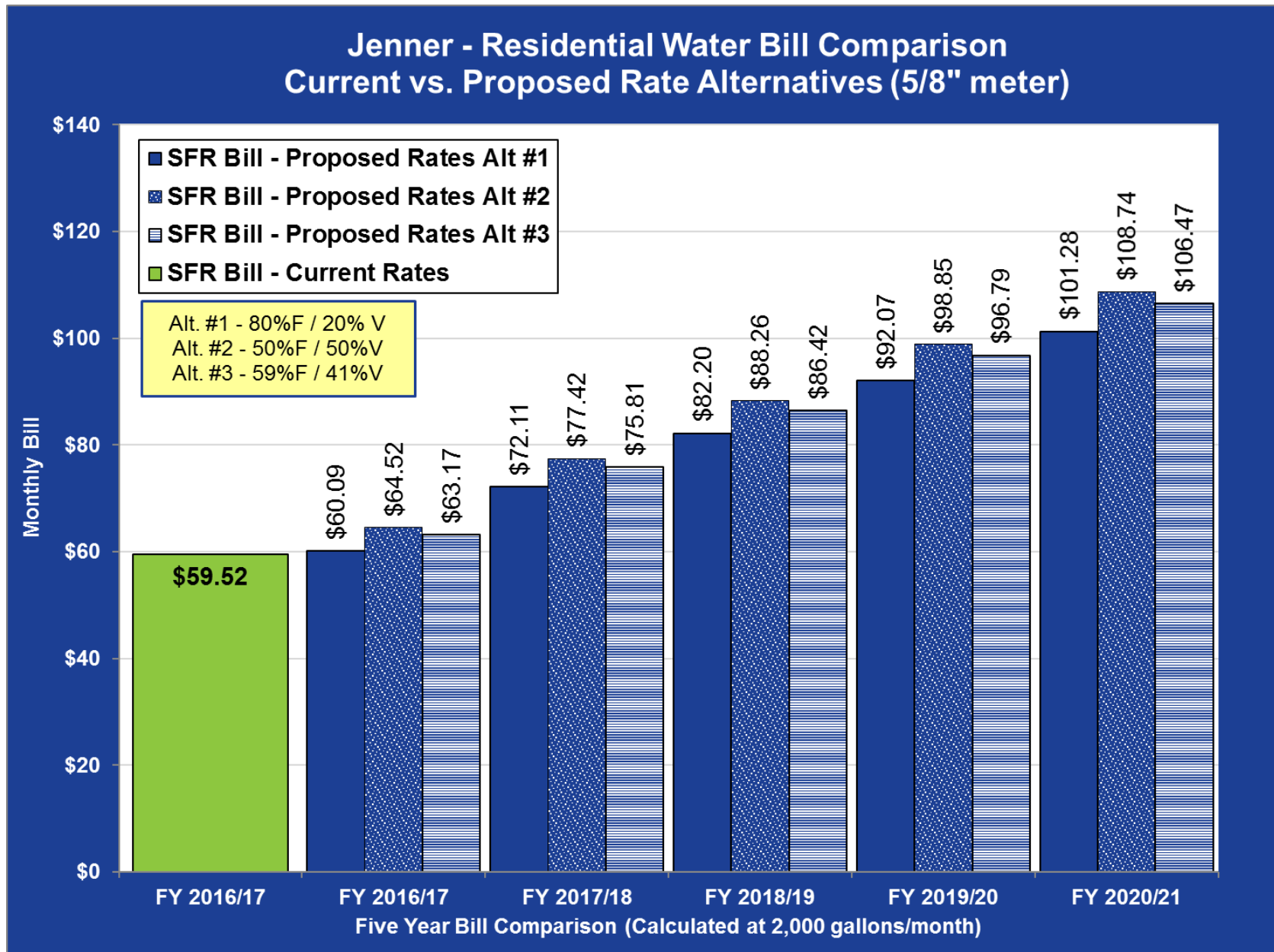
| Rate Alternative #3 - Revenue Requirements (Current Allocation - 59% Fixed / 41% Variable) | | | | | | |
|---|----------------------|---|-------------------|-------------------|-------------------|-------------------|
| Water Rate Schedule | Current Rates | Proposed Rates - Rate Alternative #3 | | | | |
| | | FY 2016/17 | FY 2017/18 | FY 2018/19 | FY 2019/20 | FY 2020/21 |
| <i>Projected Increase in Rate Revenue per Financial Plan:</i> | | 22.00% | 20.00% | 14.00% | 12.00% | 10.00% |
| Fixed Service Charge | | | | | | |
| Monthly Fixed Service Charges: | | | | | | |
| Residential | | | | | | |
| 5/8 inch | \$37.32 | \$33.82 | \$40.58 | \$46.26 | \$51.82 | \$57.00 |
| 1 inch | \$38.76 | \$77.66 | \$93.19 | \$106.24 | \$118.99 | \$130.89 |
| 1.5 inch | n/a | \$150.73 | \$180.88 | \$206.21 | \$230.95 | \$254.04 |
| 2 inch | n/a | \$238.42 | \$286.11 | \$326.16 | \$365.30 | \$401.83 |
| Commercial | | | | | | |
| 5/8 inch | \$37.32 | \$130.27 | \$156.33 | \$178.22 | \$199.60 | \$219.56 |
| 1 inch | \$38.76 | \$318.80 | \$382.56 | \$436.12 | \$488.45 | \$537.30 |
| 1.5 inch | n/a | \$633.01 | \$759.61 | \$865.96 | \$969.87 | \$1,066.86 |
| 2 inch | n/a | \$1,010.06 | \$1,212.08 | \$1,381.77 | \$1,547.58 | \$1,702.34 |
| Commodity Charges for All Water Consumed (All Customers) | | | | | | |
| Per 1,000 gal for the 1st 15K gal/ESD | \$11.10 | -- | -- | -- | -- | -- |
| Per 1,000 gal for 15,001 to 20K gal/ESD | \$12.28 | -- | -- | -- | -- | -- |
| Per 1,000 gal for over 20K gal/ESD | \$24.58 | -- | -- | -- | -- | -- |
| Rate Per 1,000 gallon of Water Consumed | -- | \$14.68 | \$17.90 | \$20.41 | \$22.86 | \$25.15 |

Current rates effective July 1, 2016.

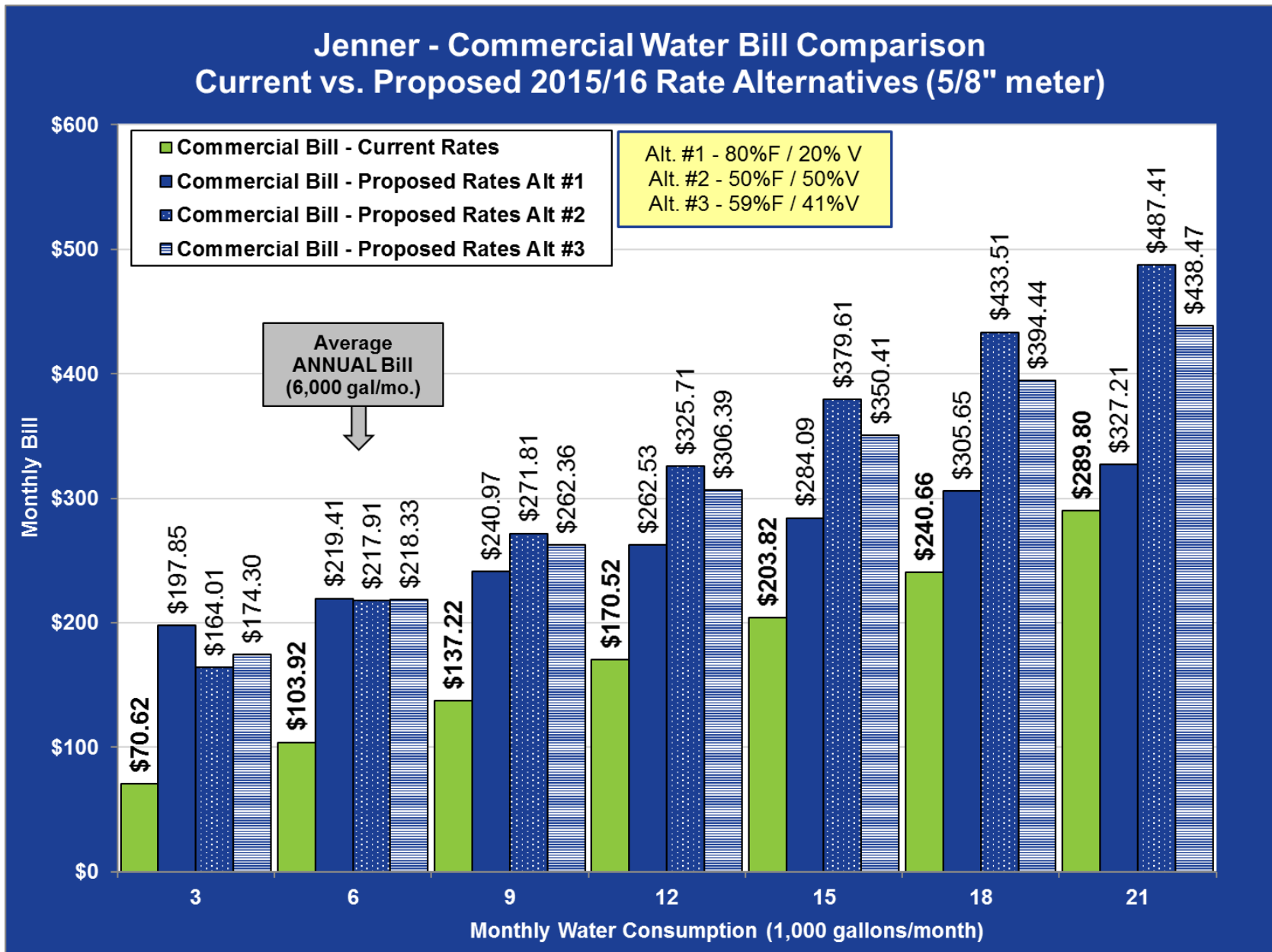
Jenner – Water Rate Study – Proposed Rates



Jenner – Water Rate Study – Proposed Rates



Jenner – Water Rate Study – Proposed Rates



Jenner – Water Rate Study – Proposed Rates

