

# SONOMA COUNTY SUPERVISORIAL 1 DISTRICT

2024  
projections

97,853  
*People*

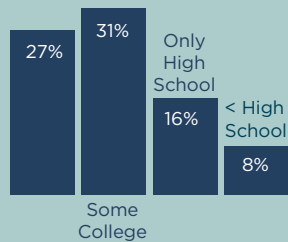
20%  
of residents are  
of Hispanic origin

46.9  
MEDIAN AGE



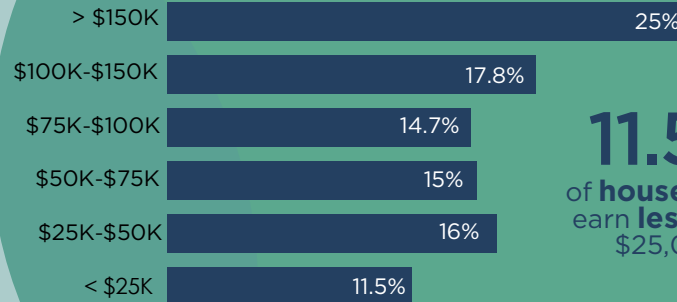
\$ 51,300  
PER CAPITA INCOME

27%  
of residents have  
a Bachelor's Degree



40,992  
*Households*

BY INCOME:



11.5%  
of households  
earn less than  
\$25,000

\$ 86,568  
MEDIAN  
HOUSEHOLD  
INCOME

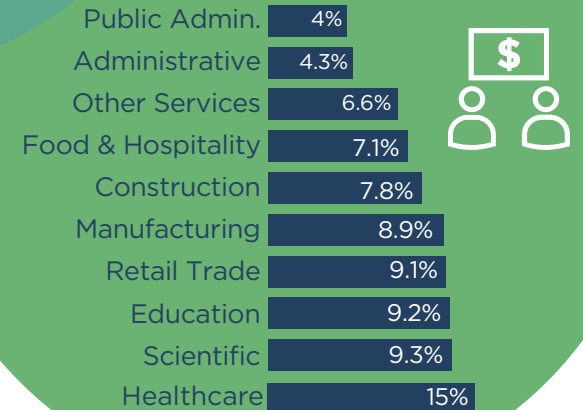
98,618  
people ↑

\$58,419  
per capita  
income ↑

8.8%  
of households  
earning less  
than \$25,000 ↓

48,249  
*Jobs*

TOP 10 SECTORS:



SOURCES:  
U.S. Census Bureau  
ESRI Business Analyst Online  
Design Source: IAE Regional  
Infographic Series, LAEDC